



DESCRIPTION:

PT 61A float traps are designed to drain moisture / liquids from compressed air / gas systems.

FEATURES:

Modulating discharge.

USE: Compressed air and non-corrosive gas compatible with the construction.

SIZES : 1/2", 3/4"

CONNECTIONS: Screwed (NPT)

LIMITING CONDITIONS:

PMA: Maximum allowable pressure	228 psig
TMA: Maximum allowable temperature	428 °F
PMO: Maximum operating pressure	200 psig
TMO: Maximum operating temperature	400 °F

Max. differential pressure range:


PT61A - 65 : 65 psi

PT61A - 145 : 145 psi

PT61A - 200 : 200 psi

CAUTION:

DO NOT USE FOR HAZARDOUS / POISONOUS MEDIA



INSTALLATION:

Standard horizontal installation with flow from right to left PT61A.

UPON REQUEST:

- Horizontal installation with flow from left to right PT61A (L-R)
- Vertical installation with flow from top to bottom PT61A (V).

The trap should be installed below the drain point of the equipment in a position so that the float arm is in a horizontal plane and the float rises and falls vertically, with the flow direction as indicated on the body.

The arrow on the nameplate should be pointing vertically upwards.

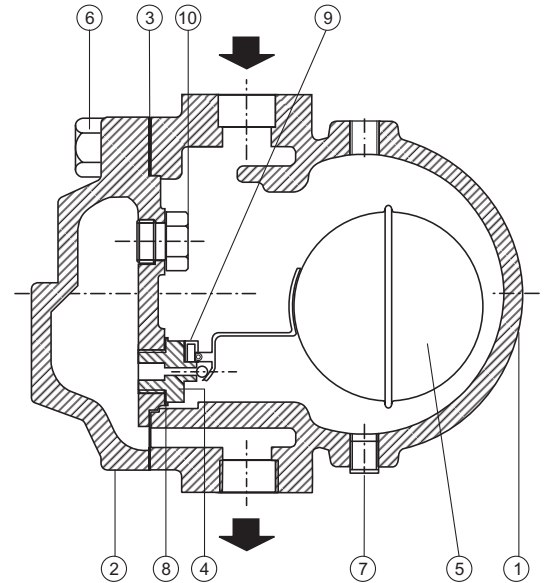
It is recommended that an equalizer line be fitted as shown in the installation manual for this product.

DISCHARGE CAPACITY IN lbs/hr (Cold water)
Differential Pressure (psi)

Model	Size	7	15	21.5	28.5	42.5	57	65	70	85	100	115	128	145	157	170	185	200
PT61A-65	1/2", 3/4"	570	800	915	1000	1145	1300	1420										
PT61A-145	1/2", 3/4"	385	430	506	540	660	770	805	825	860	1000	1110	1145	1200				
PT61A-200	1/2", 3/4"	363	395	430	475	550	627	660	705	770	850	935	1000	1078	1155	1230	1300	1375

MATERIAL:

No.	PART	MATERIAL	QTY. (Nos.)
1.	BODY	CAST IRON	01
2.	COVER	CAST IRON	01
3.	GASKET (Cover)	NON ASBESTOS	01
4.	VALVE SEAT	CR STEEL	01
5.	BALL FLOAT & LEVER ASSY.	SS	01
6.	BOLT	HIGH TENSILE / ASTM A193 GR. B7	04
7.	DRAIN PLUG	CS	01
8.	GASKET (Seat)	COPPER	01
9.	BRACKET ASSY.	AISI 304	01
10.	PLUG	AISI 304	01

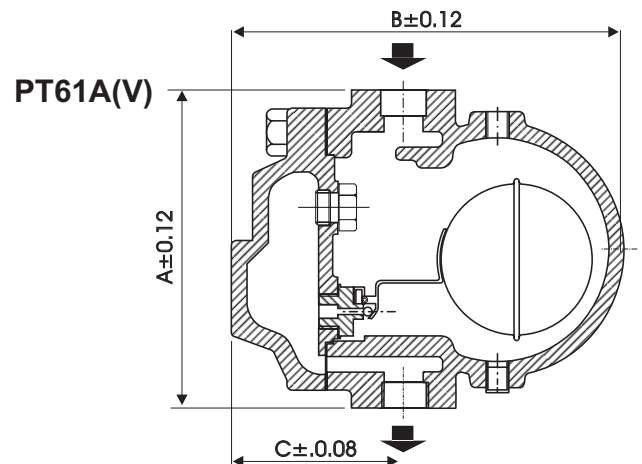
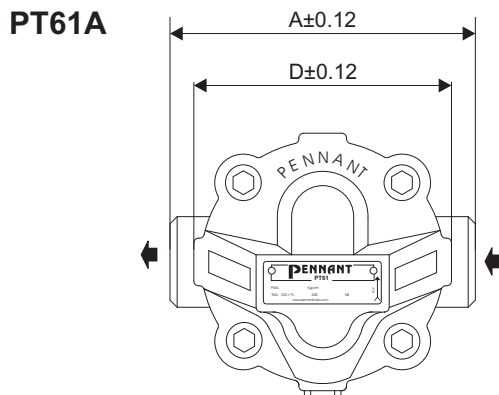


DIMENSIONS: (approx) in inches

SIZE	A	B	C	D	Weight (lbs)
1/2" & 3/4"	5.12	5.75	2.45	4.33	7.25

AVAILABLE SPARES :

Valve Seat, Ball Float & Lever Assy., Gaskets.



Local regulations may restrict the use of this product below the conditions quoted. Limiting conditions refer to standard connections only. In the interest of development and improvement of the product, we reserve the right to change the specifications without prior notice.